







# WONDERGARDEN

*Modern Quilt Patterns by Tamara Kate*

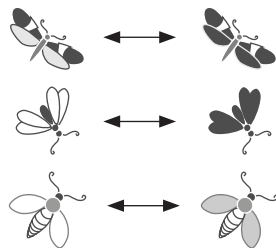
## № 9 | the Honey Bee

### **Oops!...**

*A few mistakes slipped by:*

- ~ FC1 and HC4 should both be labelled with 
- ~ GB1 and RB1 should both be labelled with 
- ~ SD1, SC1 & QB4 should all be labelled with 
- ~ CA4 & 5; CB1, 4 & 6; NE1, 4 & 6; ND4 & 5 should all be labelled with 
- ~ CA3 & 6; CB3 & 5 should all be labelled with 
- ~ NE3 & 5; ND 3 & 6 should all be labelled with 

~ The following symbols are coloured differently on the pattern cover and on the templates. Please be aware that they refer to the same fabrics:



~ The piecing order of HA is incorrect:  
Please change HA2 to HA3, HA3 to HA4 & HA4 to HA2.

***Sorry for any inconvenience or sewing stress this may have caused!...***

*~ Tamara*